

# Teen Pregnancy and Unplanned Pregnancy in Young Adults: Why It All Matters

Sarah S. Brown, CEO

Indiana State Perinatal Advisory Board Meeting  
July 15, 2009



# We're Going to Talk About:

## Basic Data and Trends

- Consequences and Costs of Teen Pregnancy and Unplanned Pregnancy
- What will it take to sustain progress?

# The National Campaign's Mission

- The Campaign's mission is to improve the well-being of children and families, and in particular, to help ensure that children are born into stable, two-parent families who are committed to and ready for the demanding task of raising the next generation.

# The National Campaign's Strategy

- Our specific strategy for reaching our goal is to prevent teen pregnancy and unplanned pregnancy, especially among single young adults.

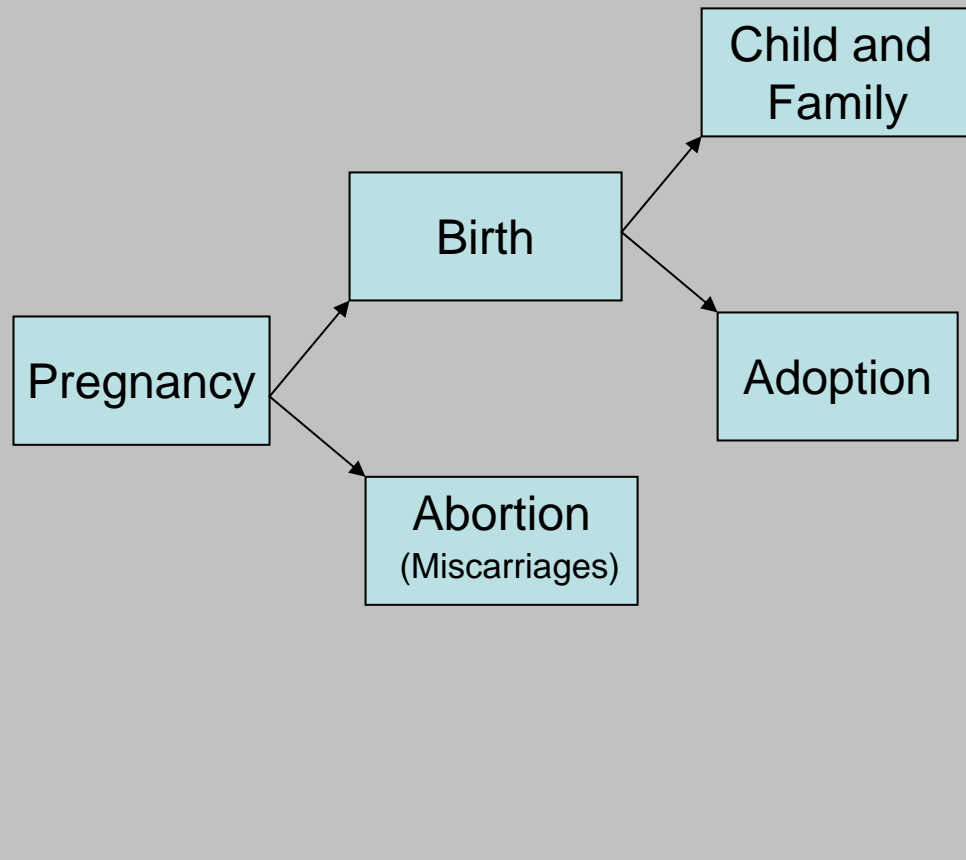
# Before we go further, what do these terms “unplanned” or “unintended” mean?

- Teen Pregnancy is easy to understand, but...
- What is unplanned/unintended pregnancy?
- Why did the Campaign choose the word unplanned?
- What has been the reaction?

# If We Are Successful...

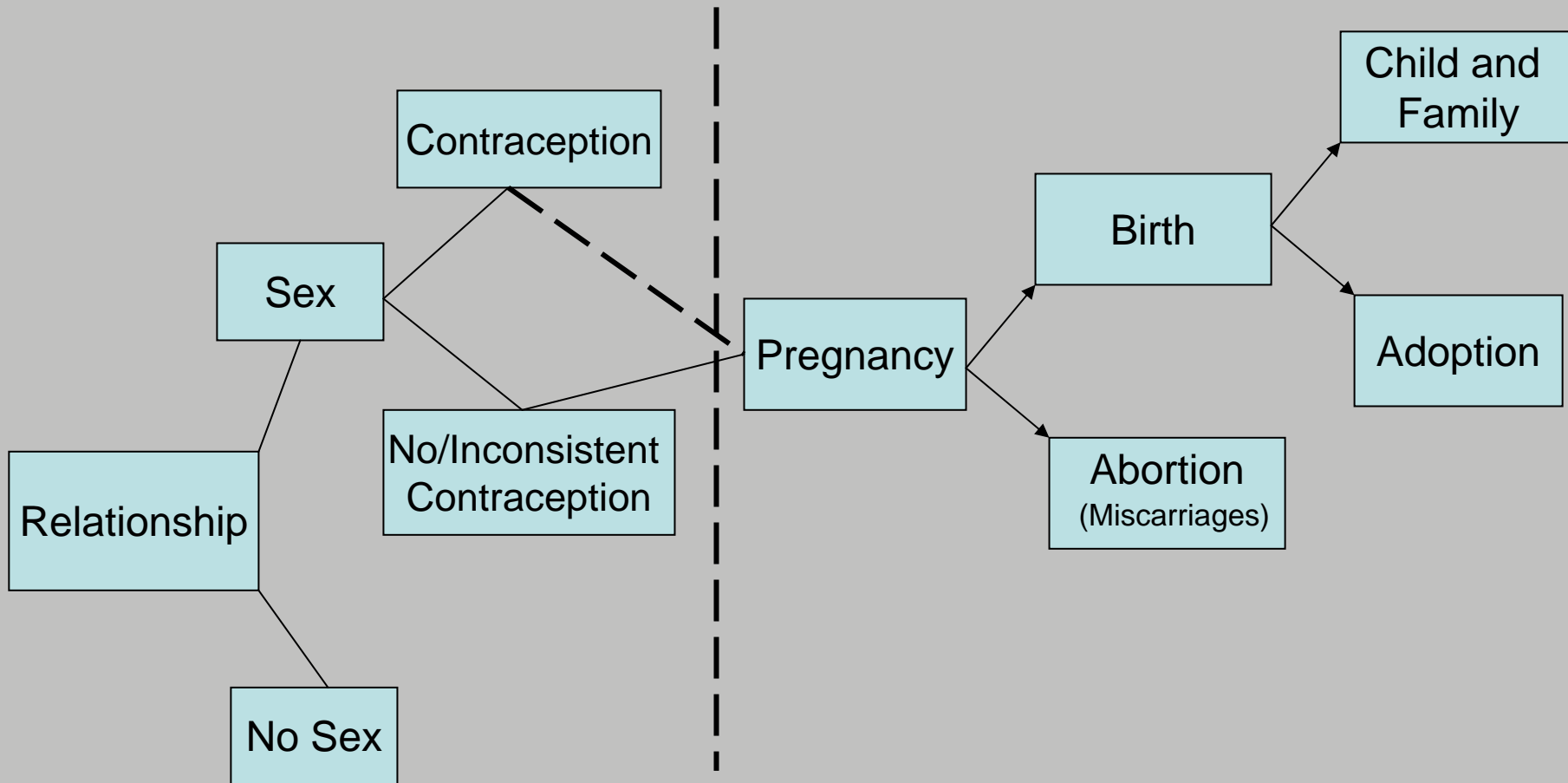
- Child and family well-being will improve.
- There will be less poverty.
- There will be more opportunities for young men and women to complete their education or achieve other life goals, fewer abortions, and a stronger nation.

# Shared Goal: Strong and Healthy Families and Children



Larger Social Environment  
Culture and Economics

# Shared Goal: Strong and Healthy Families and Children



Larger Social Environment  
Culture and Economics

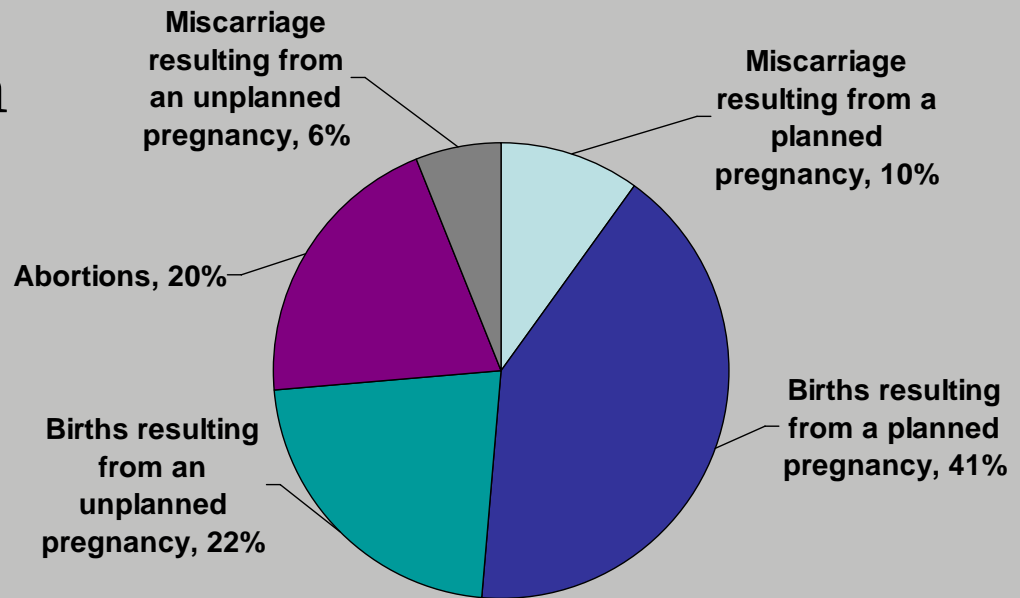
# National and State Data and Trends



# Unplanned Pregnancy Facts: U.S.

- 6.4 million pregnancies in 2001
- More than 3 million unplanned

**Pregnancy Distribution for all women aged 15-44, 2001**

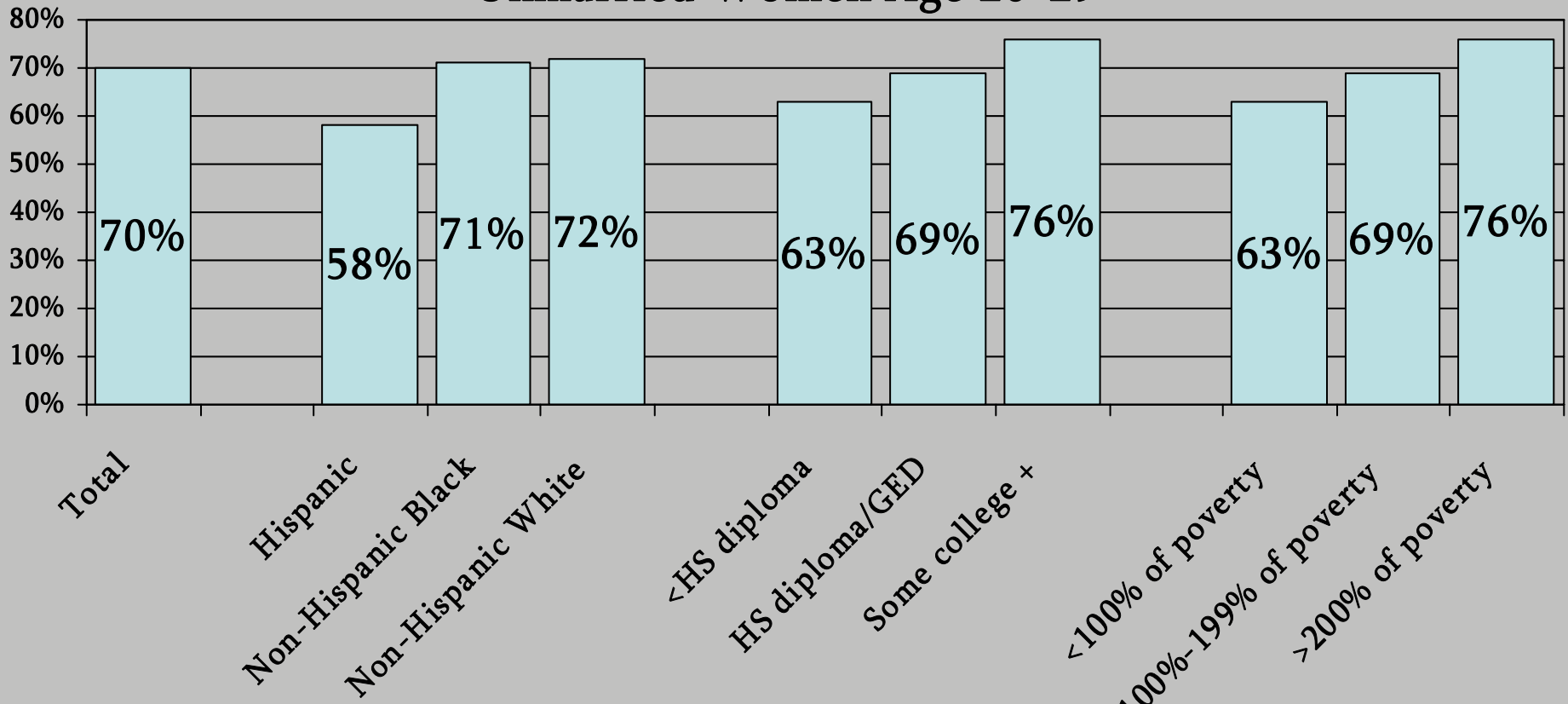


# Facts Continued

- 75% of unplanned pregnancies are to women 29 and younger.
- Teens = progress...young adults = stalled
- Almost half of all unplanned pregnancies are to women who live with their partner

# Income, Race, and Education

Proportion of all pregnancies that are Unplanned Among Unmarried Women Age 20-29



# Consequences of Unplanned Pregnancy

- Relationship stress
- Interrupted education and lives
- Higher likelihood of single parenthood and father absence
- 2.5 times more likely to begin prenatal care after the first trimester
- More low birthweight, prematurity and infant mortality

# More Consequences

- Reduced opportunity for pre-conception and inter-conception care
- Limited child spacing
- Lower cognitive test scores at age two
- Child abuse/neglect
- Precursor to over 90% of abortions

# Another way to think about why unplanned preg. matters

- What are the benefits of pregnancy planning?
- CDC view
- What has been the contribution of family planning
  - For women's health, achievement and power
  - Child spacing and health
  - Men, too...



## What's Going on with Young Adults?

### Consider:

- Marrying later (22 in 1960, 28 in 2006)
- Cohabiting (48% in 1982, 65% in 1994)
- 19-29 year old living with a parent (55% of guys, 50% of girls)
- Reached adulthood? (60% of those 18-25 say yes and no)

# “Old” Sequence



# New "Sequence"



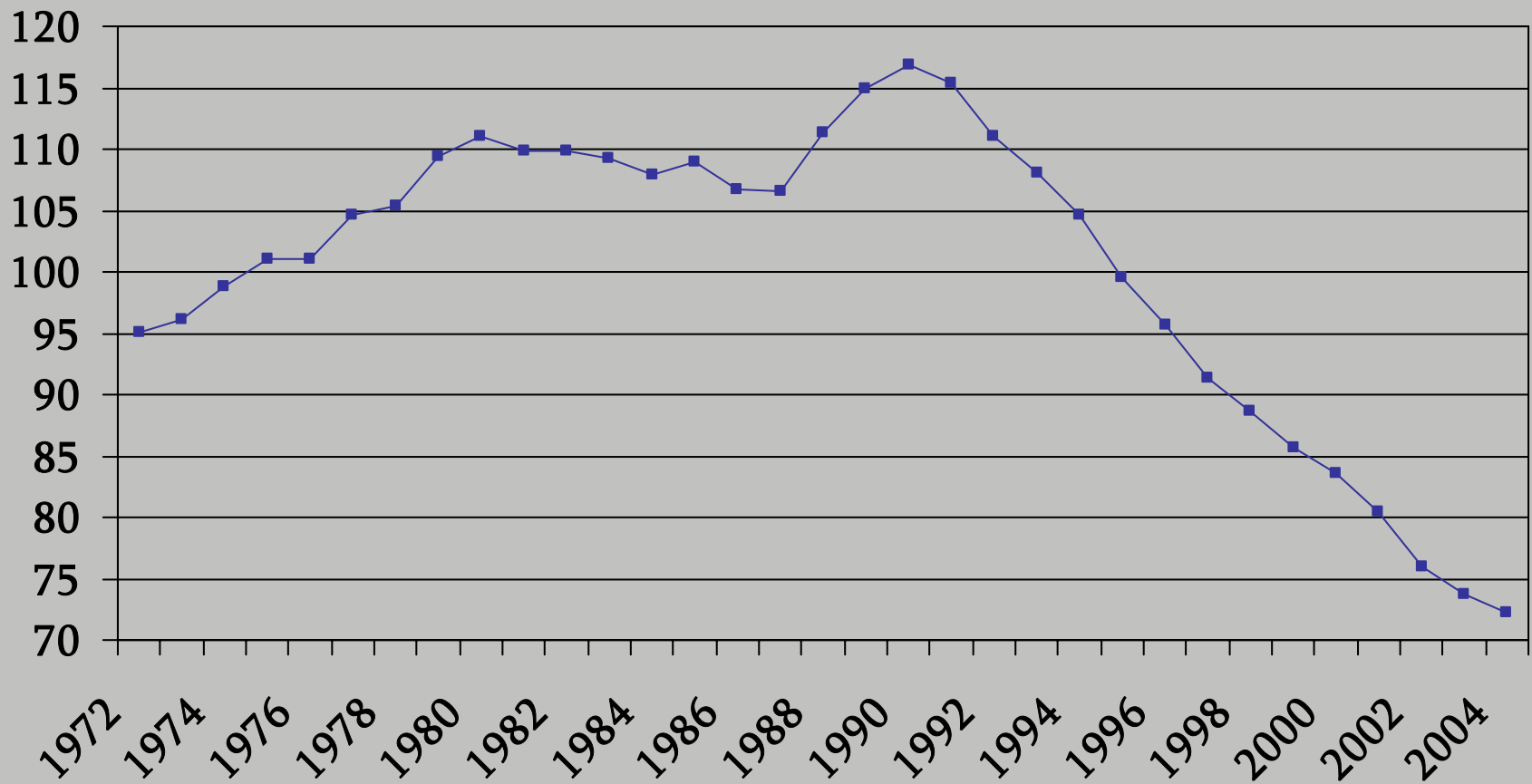
# Teens: Familiar Territory

## Mixed National Progress

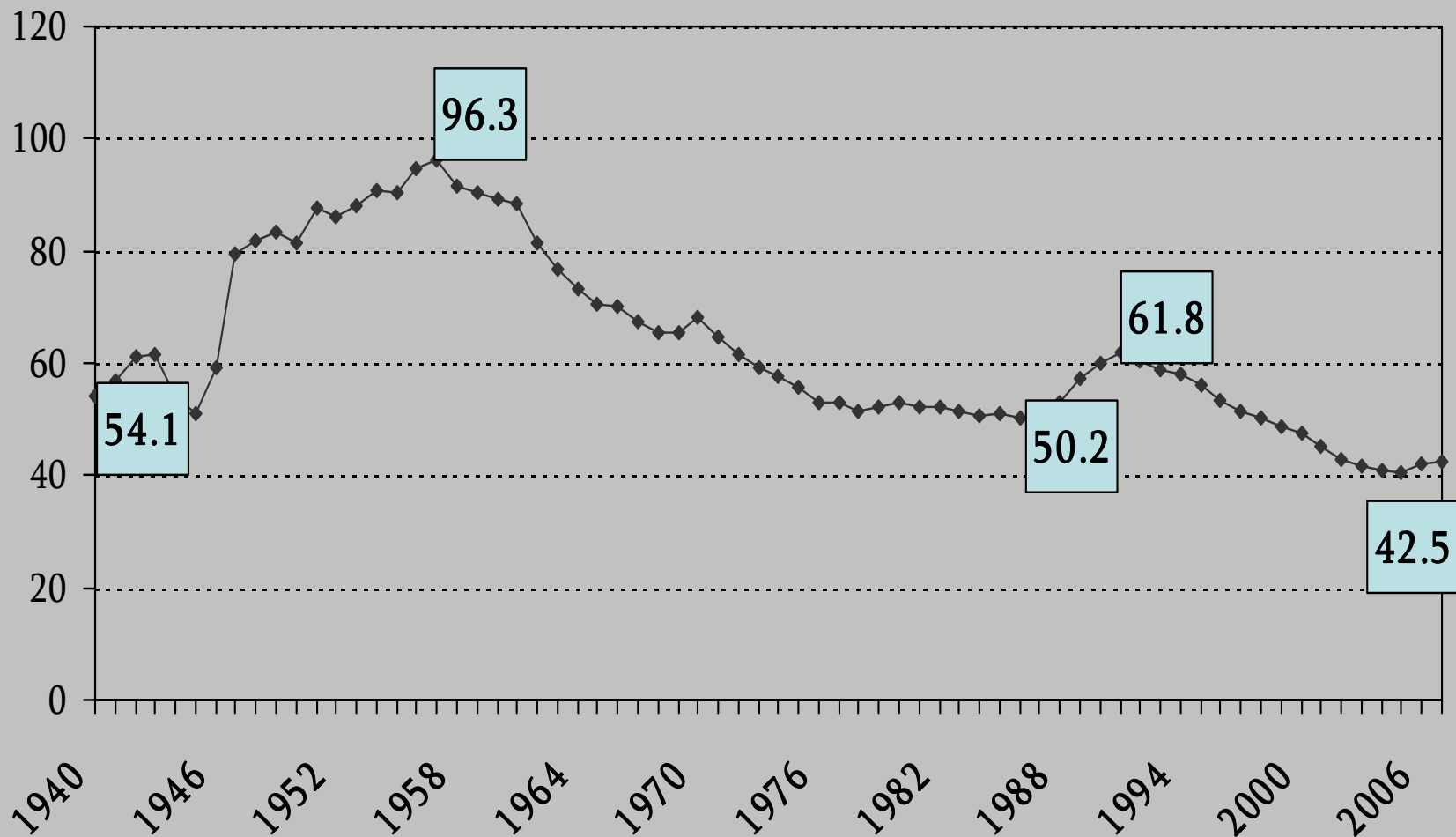
- Teen pregnancy rate decreased 38% from 1990 to 2004
- Recent increase in the teen birth rate: 5% between 2005 and 2007...after 14 years of progress.



# National Teen Pregnancy Rates, 1972-2004



# National Teen Birth Rates, 1940-2007\*



21 \*Data for 2007 are preliminary.

Sources: Ventura, S.J., Mathews, T.J., & Hamilton, B.E. (2001). Births to Teenagers in the United States: 1940-2000. *National Vital Statistics Reports*, 49(10); Hamilton, B.E., Martin, J.A., & Ventura, S.J. (2009). Preliminary Data for 2007. *National Vital Statistics Reports*, 57(12).

# Clearly, There is Still Work to Do

- One in three
- 5%
- 53%
- Almost one quarter
- 3 million

# The Picture in Indiana

- In 2006, Indiana had 11,234 teen **pregnancies** (a rate of 51.2 per 1,000 girls 15 -19 teens).
- In 2006, Indiana had **9,611** teen **births** (a rate of 43.8 per 1,000 girls aged 15 -19). A **small increase of 1% between 2003 and 2006**



Copyright 2005 digital-maps.com

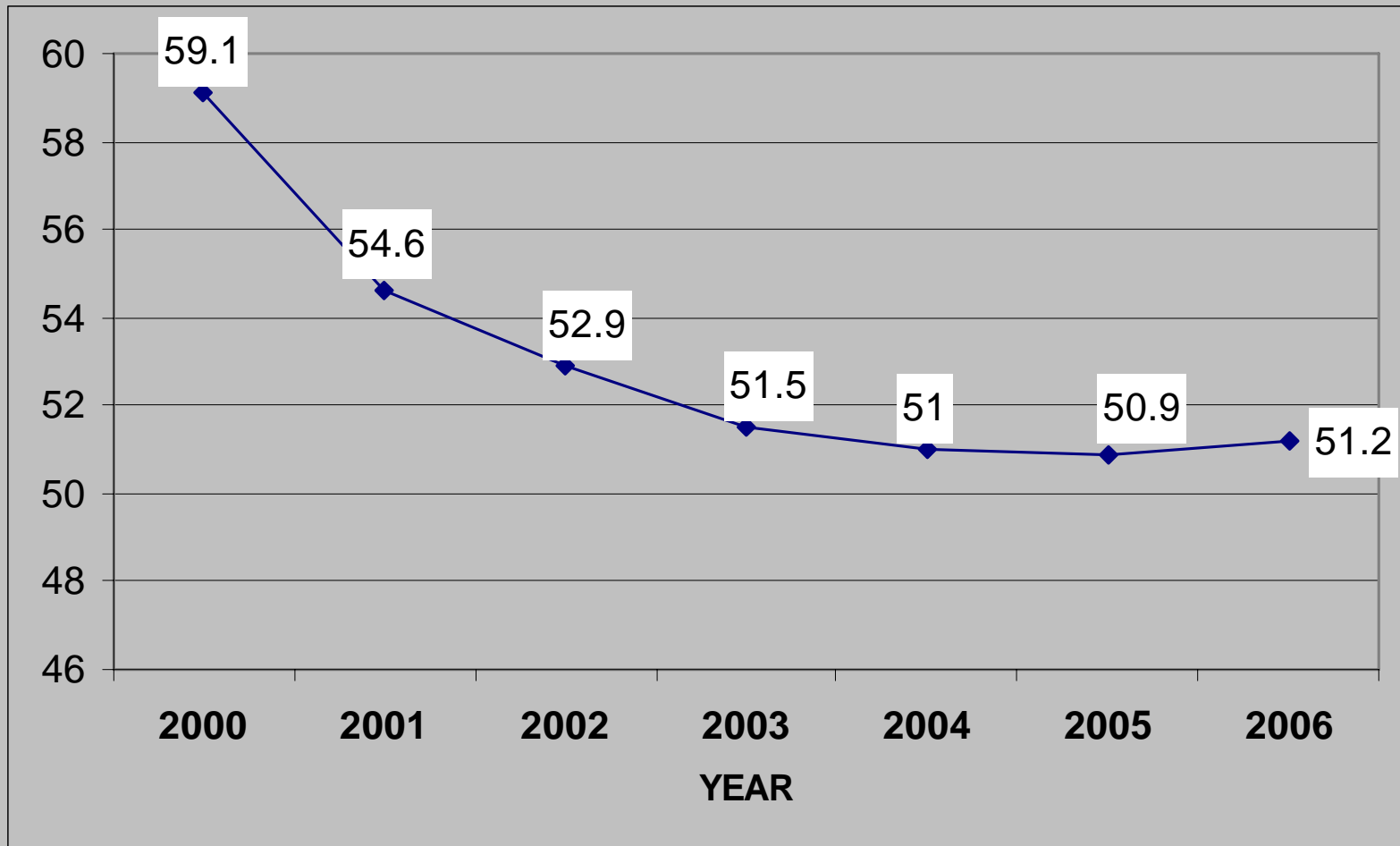
# The Picture in Indiana

- Almost 1/2 of teens in Indiana report that they ever had sexual intercourse
- 57% of sexually active teens used a condom the last time they had sex
- 37% of teens report that they are currently sexually active

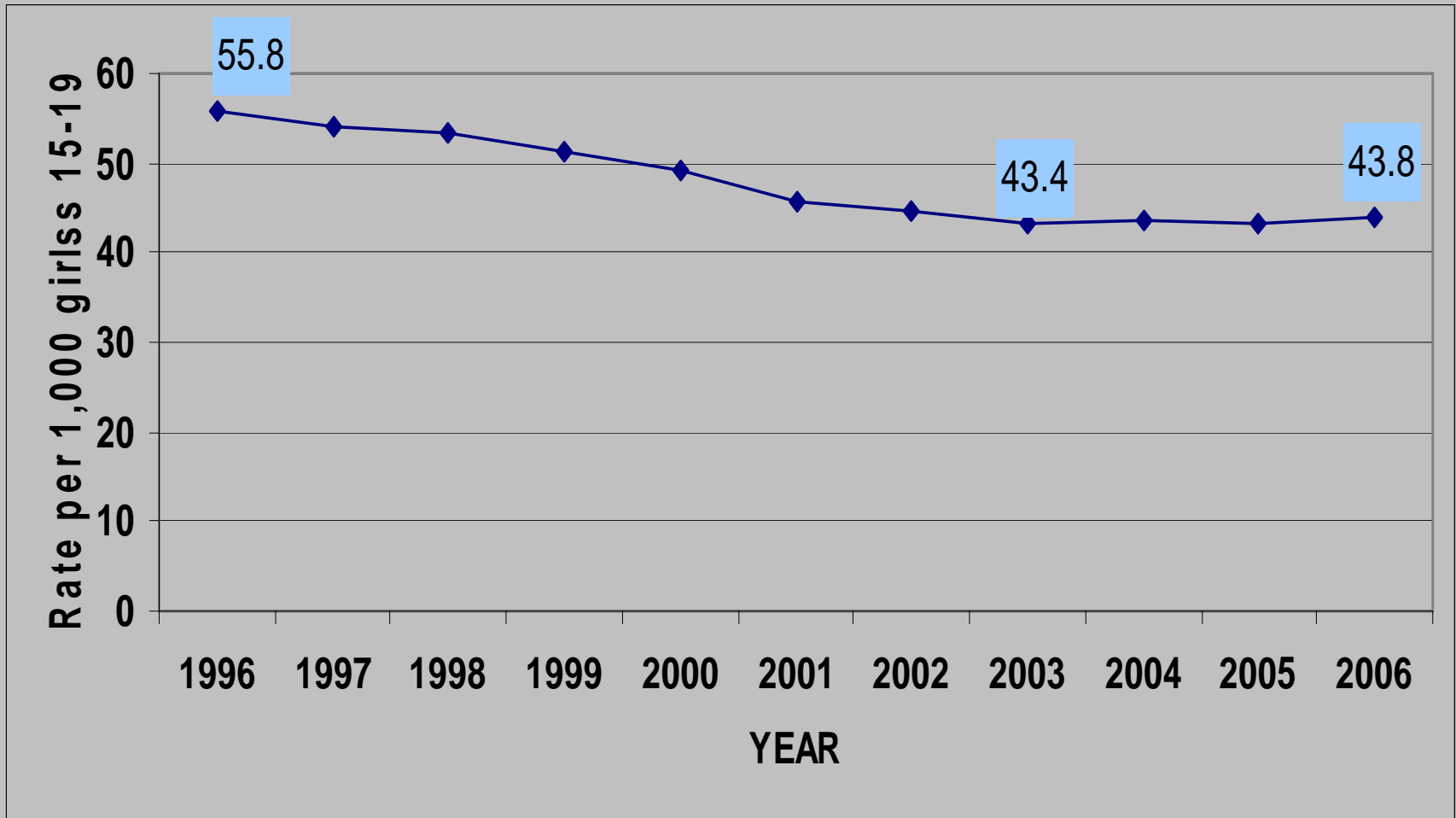


Copyright 2005 digital-maps.com

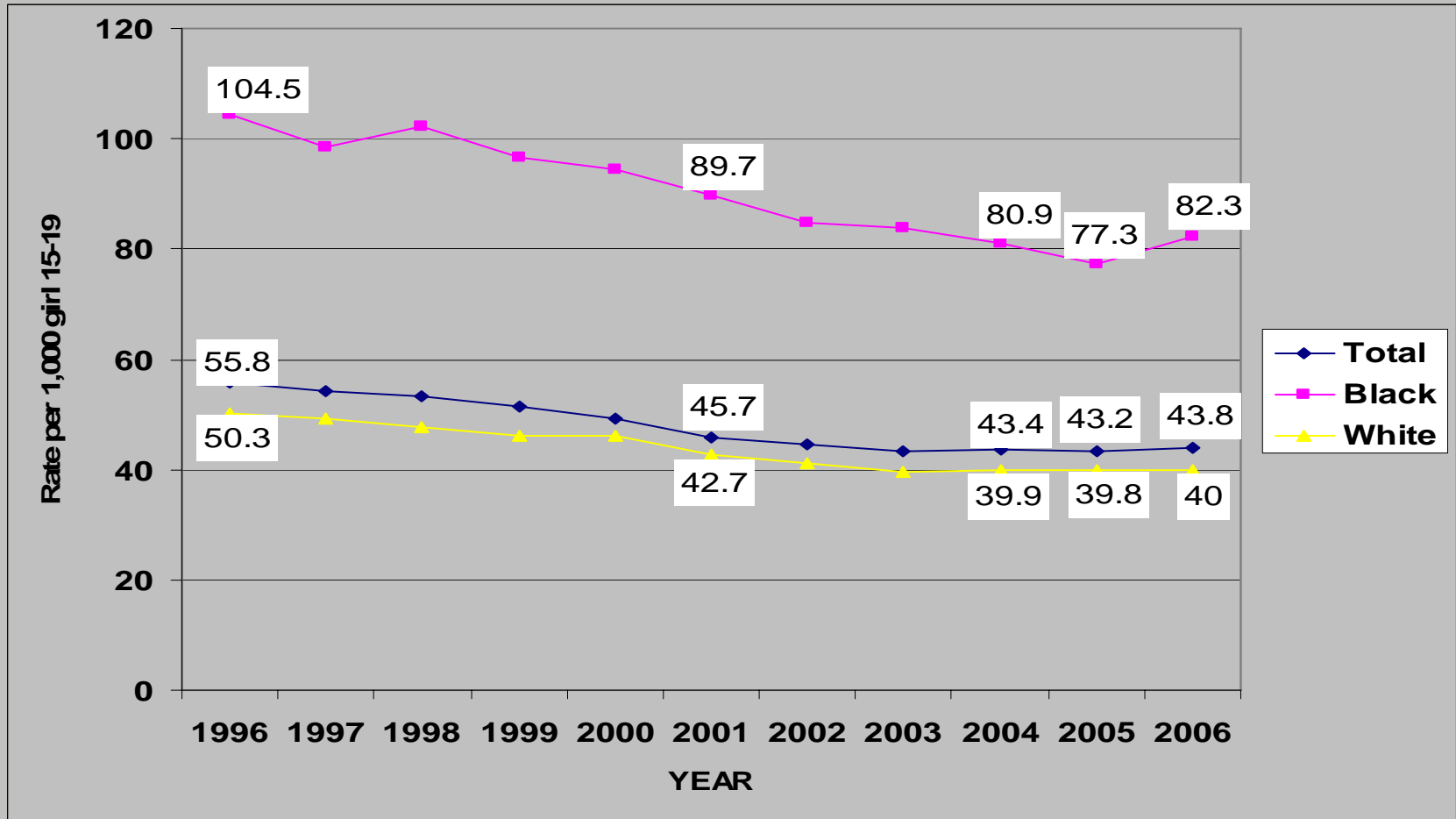
# Indiana Teen Pregnancy Rate 2000-2006



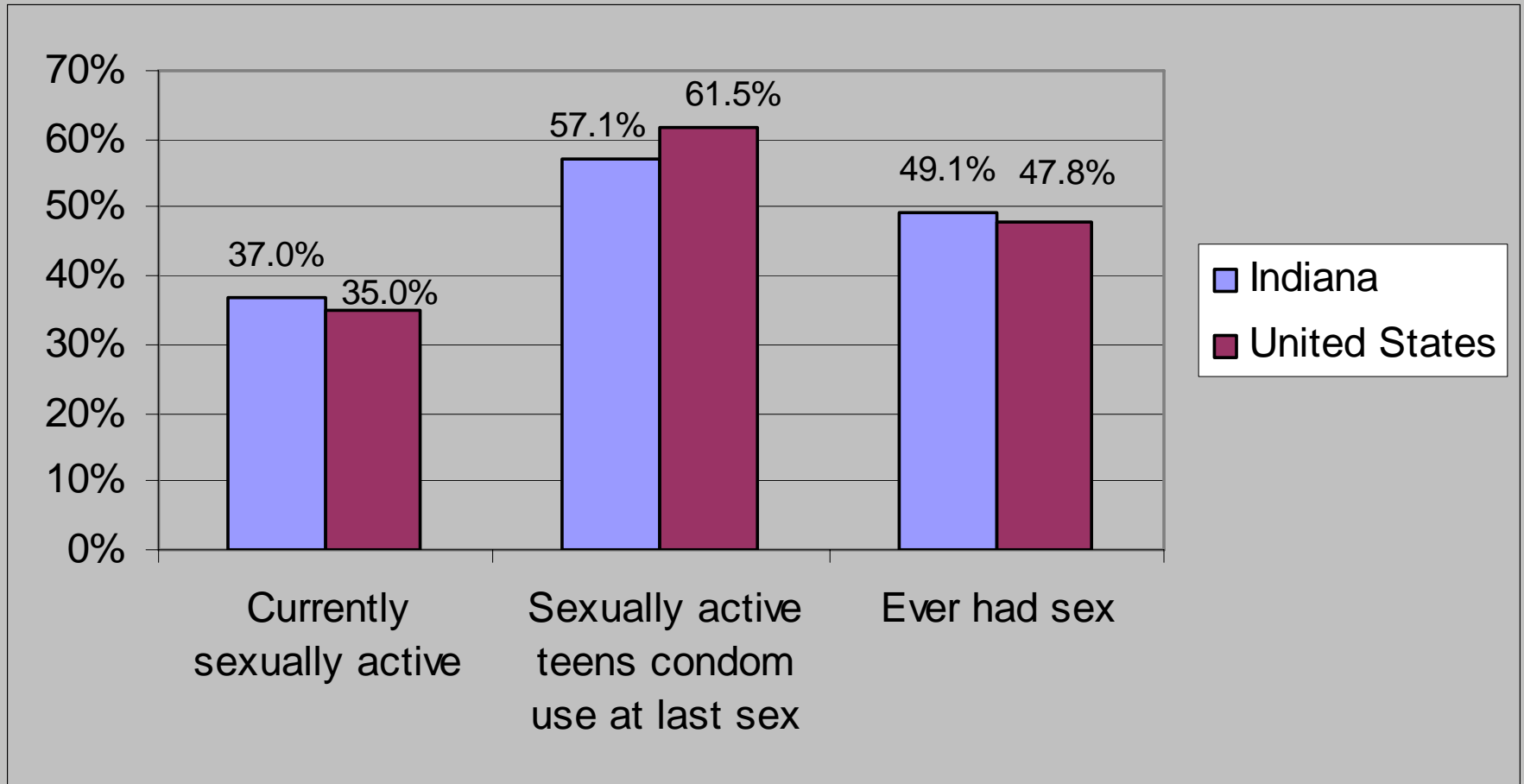
# Indiana Teen Birth Rate 1996-2006



# Indiana Teen Birth Rate, Racial Groups, 1996-2006



# Youth Risk Behavior Survey, 2007



# Consequences and Costs of Teen Childbearing

# Consequences of Teen Pregnancy

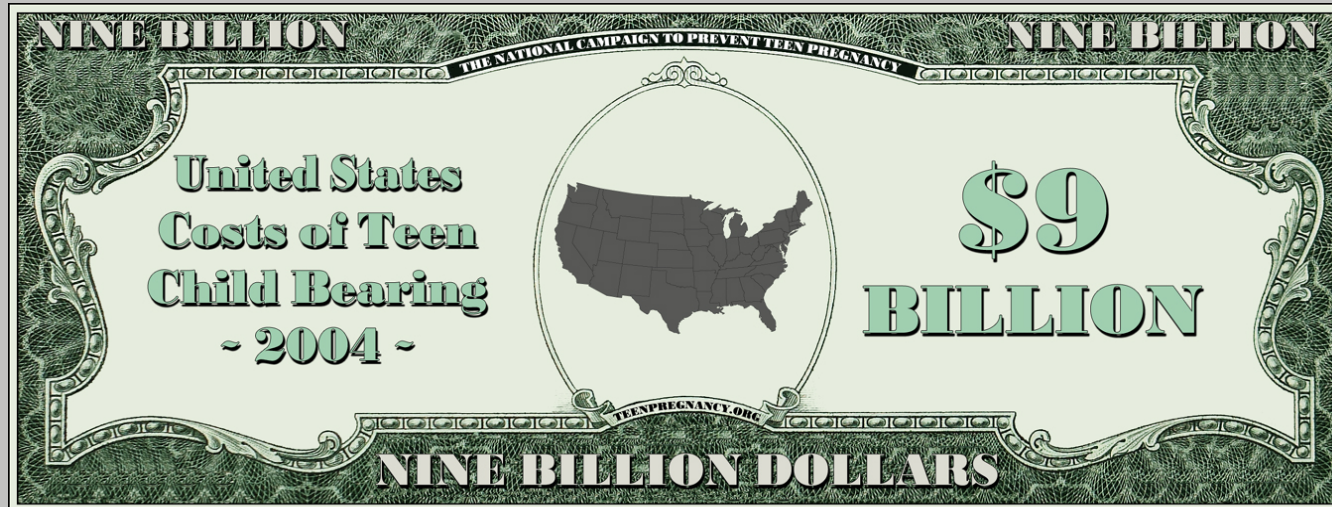
- Compared to **children** born to older mothers (20-21 years old), children born to teen moms are more likely to:
  - to drop out of high school.
  - to become teen parents.
  - to use Medicaid and SCHIP.
  - to experience abuse/neglect.
  - to enter the foster care system.
  - to end up in prison (sons).
  - to be raised in single parent families.
- Only 40% of **mothers** who have children before 18 graduate from high school.



# Consequences: Teen Pregnancy's Link to Poverty

- A child born to a teen mother who
  - has not finished high school, and
  - is not marriedis **nine** times more likely to be poor than a child born to an adult who has finished high school and is married.

# National Findings



- Total cost breakdown is \$8.6 billion for 17 and younger and \$0.5 billion for 18-19 year olds.
- Average annual public sector cost associated with a child born to a mother aged 17 and younger is \$4,080.

# Indiana Costs of Teen Childbearing



# Indiana Costs and Savings

- Between 1991 and 2004 there have been more than 157,100 teen births in Indiana, costing taxpayers a total of \$3.6 billion over that period.
- Of the total 2004 teen childbearing costs in Indiana, 36% were federal costs and 64% were state and local costs.
- The 28% decline in Indiana's teen birth rate between 1991 and 2004 resulted in saving taxpayers as estimated \$123 million in 2004 alone.

# How Declines in Teen Births Have Improved Child Well-Being in Indiana

**If the teen birth rate in Indiana had not declined 26% between 1991 and 2002 there would have been:**

- Nearly 19,000 additional children born to teen mothers during that time period.
- Nearly 5,800 more children under age six living in poverty in 2002.
- Over 6,700 additional children under age six living with a single mother in 2002.

# What is currently being done?

# Policy: A Focus on Medicaid

- 26 states have Medicaid Family Planning Waivers
- But NOT Indiana (is this a sore subject?)
- Cost effective – 1:3 savings for Medicaid
- Examples:
  - California’s FamilyPACT
  - South Carolina

# TANF

- 33 states spend TANF funds for pregnancy prevention
- Examples: AK, CO, HI, IA, NH, NV, PA, VA
- Innovative example of supporting TANF clients: Washington State

In closing ...

# Consider the Messages

- Rethink term “abstinence” – wider applicability
- Address myths
- Address motivation



# Remember to talk about some old-fashioned ideas such as...

- Babies need adult parents
- Babies don't cement relationships, they stress them
- It's not all about me...
- Getting pregnant and starting families is serious business. So is sex. Take them seriously.....

How Can the National Campaign help you in your work, advocacy, research and more?

☆☆ Thank-you! ☆☆

**For more information:**

**Visit our websites:**

[www.TheNationalCampaign.org](http://www.TheNationalCampaign.org)

[www.stayteen.org](http://www.stayteen.org)

**Check out our blog:**

[http://blog.thenationalcampaign.org/pregnant\\_pause/](http://blog.thenationalcampaign.org/pregnant_pause/)

**Sign up for e-gram updates!**